

● REPASEN LAS LÍNEAS Y PINTEN EL DIBUJO.

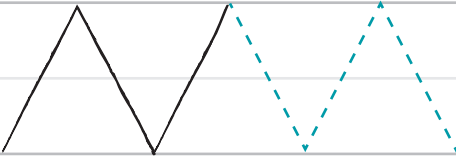
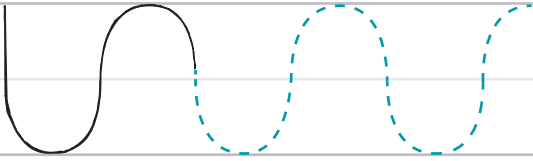
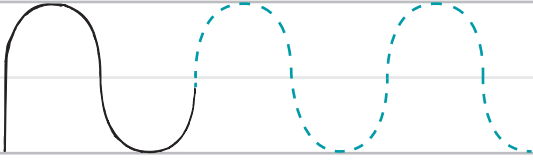


● REPASEN LAS LÍNEAS.


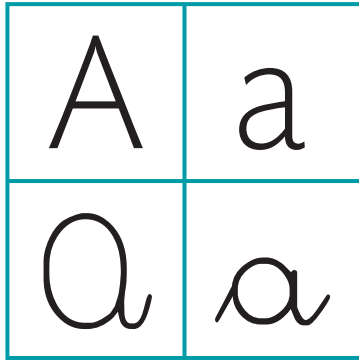
Handwriting practice sheet with four rows of shapes and dashed paths for tracing.

- Row 1: Five squares. A dashed path starts at the bottom-left of the first square, goes up, right, and down, ending at the bottom-left of the second square.
- Row 2: Five squares. A dashed path starts at the top-left of the first square, goes down, right, and up, ending at the top-left of the second square.
- Row 3: Five circles. A dashed path starts at the bottom-left of the first circle, goes up, right, and down, ending at the bottom-left of the second circle.
- Row 4: Five circles. A dashed path starts at the top-left of the first circle, goes down, right, and up, ending at the top-left of the second circle.

● COMPLETEN LOS RECORRIDOS EVITANDO LOS OBSTÁCULOS.



● COMPLETEN LOS RENGLONES.



A

a



Q

q

AUTO

auto

● PINTEN EL DIBUJO, REPASEN LAS LETRAS Y COMPLETEN LOS RENGLONES.



E E

e e

ε ε

e e

ESCUELA

escuela

GÜE

güe

PARAGÜERO

paraquero

GÜI

güi

PINGÜINO

pingüino

1

UNO

*uno*

2

DOS

*dos*

3

TRES

*tres*

4

CUATRO

*cuatro*

5

CINCO

*cinco*